



NEW

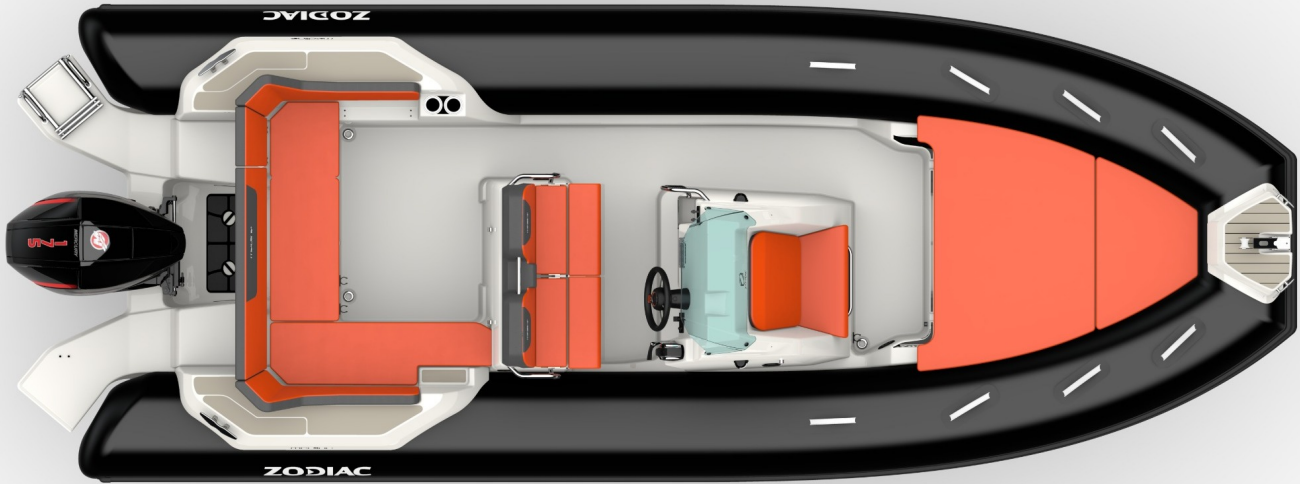
Only one program : Pleasure ! It has been created for your wishes of escape, the Medline 6.8 is THE perfect boat to share precious moments with your family and friends. Designed to enjoy friendly days at sea, full of emotions. It will delight anyone with its exclusive comfort and its onboard security. Icing on the cake : its iconic hull provides a high stability even on a rough sea.

TECHNICAL FEATURES

OVERALL LENGTH (m-ft)	6.95m-22'10"	SCHAFT	XL
INSIDE LENGTH (m-ft)	6.34m-20'8"	MAXIMUM ALLOWED POWER (HP)	250
OVERALL BEAM (m-ft)	2.54m-8'4"	RECOMMENDED POWER (HP)	200
INSIDE BEAM (m-ft)	1.54m-5'1"	MAX. ALLOWED ENGINE WEIGHT (Kg-Lbs)	300-661,3
TUBE DIAMETER (m-ft)	0,6-1'12"	HULL LENGTH (m - ft)	6.61m-21'8"
WEIGHT (Kg-Lbs)	950-2094	HULL WIDTH (m - ft)	1.8m-5'11"
NUMBER OF PASSENGERS (CAT. C)	14	HULL HEIGHT (m - ft)	2.5m-8'2"
MAXIMUM PAYLOAD (CAT. C) (Kg-Lbs)	1910-4211	DEADRISE	24th
NUMBER OF WATERTIGHT COMPARTMENTS	5	TANK (L - Gal)	200-52,8

VERSIONS

MED6.8-4	MEDLINE 6.8: NEO Carbon Tube - Dark Grey Gel Coat
MED6.8-3	MEDLINE 6.8: NEO Carbon Tube - White Gel Coat
MED6.8-1	MEDLINE 6.8: NEO Tube - Dark Grey Gel Coat
MED6.8-2	MEDLINE 6.8: NEO Tube - White Gel Coat
MED6.8-6	MEDLINE 6.8: Strongan Tube - Dark Grey Gel Coat
MED6.8-5	MEDLINE 6.8: Strongan Tube - White Gel Coat



STANDARD EQUIPMENT

HULL & DECK: 4 Cleats, 5 Lockers, Bow Locker, Built-in Fuel Tank 200L , Modern Console w/ Integrated bow Seat , Platforms x2, Self Bailing Cockpit, Ski & Wakeboard Locker , Tilting Bolster, Windshield, Wings.

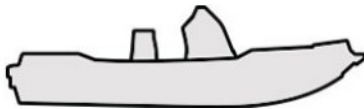
COMFORT: 2 USB Plugs, Boarding Ladder w/ Handle , Bow Sunbathing (1.37m Width, 1.41m Length) , Cup Holders.

Easy Access Aft Platforms , Hydraulic Steering, Rear U-Lounge w/ 2 Benches + Folders , Smartphone Storage.



TUBE: Removable Tube, 1 GRP Bow Roller, 8 Handles, Fishtails Cones, Repair Kit, Zodiac Logo on the Tube .

OTHER: 1 Battery switch, Inflator w/ Manometer, Navigation Lights.



HULLS / GEL COAT



TUBES



UPHOLSTERIES



CONFIGURATIONS

HULLS
ZOP10029 Dark Grey Hull
ZOP10030 White hull

TUBES
ZOP20036 Artic Grey NEO Tube
ZOP20039 Black NEO Carbon Tube
ZOP20034 Black NEO Tube
ZOP20038 Black Strongan Tube
ZOP20035 Military Grey NEO Tube
ZOP20040 White Carbon NEO Tube
ZOP20033 White NEO Tube

UPHOLSTERY
ZOP30048 Forest upholstery
ZOP30039 LOUNGE Upholstery
ZOP30041 SOFT Upholstery
ZOP30042 TANGO Upholstery

PACKS AND ACCESSORIES

- PKCON-MED6.8-1 COMFORT PACKAGE** Bow Sundeck
 Extension FOREST, Handrails Kit, LOUNGE Bow Sundeck Extension, SOFT Bow Sundeck Extension, Shower Kit, TANGO Bow Sundeck Extension, Table + FOREST Rear Sundeck, Table + LOUNGE Rear Sundeck, Table + SOFT Rear Sundeck, Table + TANGO Rear Sundeck.
- PKSPO-MED6.8-1 SPORT PACKAGE** Audio Fusion
 System + 2 Speakers, Roll Bar + Bimini w/ Beige Fabric, Roll Bar + Bimini w/ Black Fabric, Ski Mast.
- PKELE-MED6.8-1 PACK ELEGANCE** FOREST Fold-Up Seat, 9" Navigation System, Audio Fusion System + 2 Speakers, Beige EVA Deck (Bow roller + Wings + Deck), Black Console Panel, LOUNGE Fold-Up Seat, Roll Bar + Bimini w/ Beige Fabric, Roll Bar + Bimini w/ Black Fabric, SOFT Fold-Up Seat, Shower Kit, Ski Mast, TANGO Fold-Up Seat, Table + FOREST Rear Sundeck, Table + LOUNGE Rear Sundeck, Table + SOFT Rear Sundeck, Table + TANGO Rear Sundeck, Transducer.

OPTIONS & ACCESSORIES

- COMFORT**
- Z62672 Bow Sundeck Extension FOREST
 - Z62425 Bow Sundeck Extension LOUNGE
 - Z62427 Bow Sundeck Extension SOFT
 - Z62428 Bow Sundeck Extension TANGO
 - Z62673 FOREST Fold-Up Seat
 - Z62414 Fridge
 - Z62411 Handrails Kit
 - Z62410 LOUNGE Fold-Up Seat
 - Z62413 Roll Bar + Bimini w/ Black Fabric
 - Z62431 SOFT Fold-Up Seat
 - Z62432 TANGO Fold-Up Seat
 - Z62725LNG Table + LOUNGE Rear Sundeck
 - Z62725SOF Table + SOFT Rear Sundeck
 - Z62725TAN Table + TANGO Rear Sundeck
 - Z62725FOR Table + FOREST Rear Sundeck
- FISHING & LEISURE**
- Z62409 Ski Mast
- LIGHTING & ELECTRONICS**
- Z62403 2 Additional Speakers for Fusion Kit
 - Z62404 Audio Fusion System + 2 Speakers
 - Z61582 Electric Windlass
 - Z61856 Transducer
 - Z61592 UHD Garmin Navigation System 9"
- HULL & DECK**
- Z62419 Beige EVA Deck (Deck + Bow Roller + Wings)
- FACTORY FITTED OPTIONS**
- Z62403FF 2 Additional Speakers for Fusion Kit
 - Z62404FF Audio Fusion System + 2 Speakers
- Z62419FF Beige EVA Deck (Deck + Bow Roller + Wings)
 - Z61909FF Black Console Panel
 - Z61888FF Bow Rail
 - Z62420FF Electric Windlass (FF)
 - Z62673FF FOREST Fold-Up Seat FF
 - Z62414FF Fridge
 - Z62411FF Handrails Kit
 - Z62410FF LOUNGE Fold-up Seat
 - Z62413FF Roll Bar + Bimini w/ Black Fabric
 - Z62431FF SOFT Fold-Up Seat
 - Z62619FF Shower Kit
 - Z62409FF Ski Mast
 - Z62432FF TANGO Fold-Up Seat
 - Z62671FF Table + FOREST Rear Sundeck FF
 - Z62421FF Table + LOUNGE Rear Sundeck
 - Z62423FF Table + SOFT Rear Sundeck
 - Z62424FF Table + TANGO Rear Sundeck
 - Z61856FF Transducer
 - Z61592FF UHD Garmin Navigation System 9"
- PRE-RIGGING KIT**
- Z64296M2 Kit Pre-Rig MERCURY TOP/ELEC
 - Z64296M3 Kit Pre-Rig MERCURY TOP/ELEC V8
 - Z64296M1 Kit Pré-Rig MERCURY MEC / TOP
 - Z64301M1 Kit Pré-rig MERCURY DTS/TOP/2xSC1000
 - Z64296Y1 Kit Pré-rig YAMAHA MED 6.8 TOP/MEC
 - Z64304Y1 Kit Pré-rig YAMAHA TOP/ELEC/CL5
- TAXES**
- Eco contribution France 6 à 6,99m SR